

Trendy Deck Floor Wood decking in modules

manufactured by **TechnoBat** Prod



Add charm to your terrace

Trendy Deck Floor



Summary

- Edito	3
- Trendy Deck Floor Concept	4-5
- Decorate with Trendy Deck Floor	6
- Strengths	7
- Wood species	8-9
- Trendy Deck Floor Inspirations	10-11
- Trendy Deck Floor modules Formats	12
- Illustration of the installation of the modules	13
- Easy maintenance	14



The dream of having a wooden decking on your terrace!

*Opt for the Trendy Deck Floor
module solution in exotic wood; a guarantee
of quality, ease and durability allowing
an outstanding result for years.*

Trendy Deck Floor



Trendy Deck Floor modules are made with great care in stable and naturally rot-proof exotic wood (such as: Tali, Ipe and Padouk...). It's a high quality product, with exceptional technical characteristics. Thanks to its ingenious "patented" concept, *Trendy Deck Floor* offers the installer easy, quick installation and invisible fixing.

Trendy Deck Floor Concept:

The ready-to-install Trendy Deck Floor module is manufactured at the factory, it consists of several decking boards which are fixed from below with screws to joists perpendicular to them.



The joists are manufactured so that they can receive invisible clips, and they are covered, underneath, with a rubber layer which protects them against humidity and reduces reflection noise.

The modules will be placed in rows one after Other and positioned using butting (male/female) at the end of the decking boards.



The clip, by its shape, allows to distance the modules of the 1st row from those of the following row in order to have the same joint (leak/space) as that between the blades of the same module.

The clips receive screws to fix them to the ground, when tightening the screws, the clips exert pressure on the modules, slightly compress the rubber and block the modules against the ground.

A modern, multi-story house at night, illuminated from within. The exterior features extensive wood cladding, particularly on the upper levels and around a large, cantilevered balcony. A prominent feature is a curved, metallic waterfall structure that pours water into a pool or hot tub area. The ground is covered with a wooden deck. The overall aesthetic is contemporary and luxurious.

Decorate your exterior with *Trendy Deck Floor*

To embellish your exterior, the *Trendy Deck Floor* modules allow you to create real floors, perfect for outdoor facilities, around swimming pools, terraces and gardens. They give a very aesthetic result and provide visual pleasure and warmth to the touch. Used for facade cladding, *Trendy Deck Floor* modules add character to your home. Whether you want an authentic or modern style, *Trendy Deck Floor* provides quality that will last for years.



Strengths :

- Easy to install and disassemble
- Quick to install
(saving of 70% in installation time)
- Sound comfort
- Invisible fixing
- Sustainable product
- Charm and authenticity
- Easy to maintain

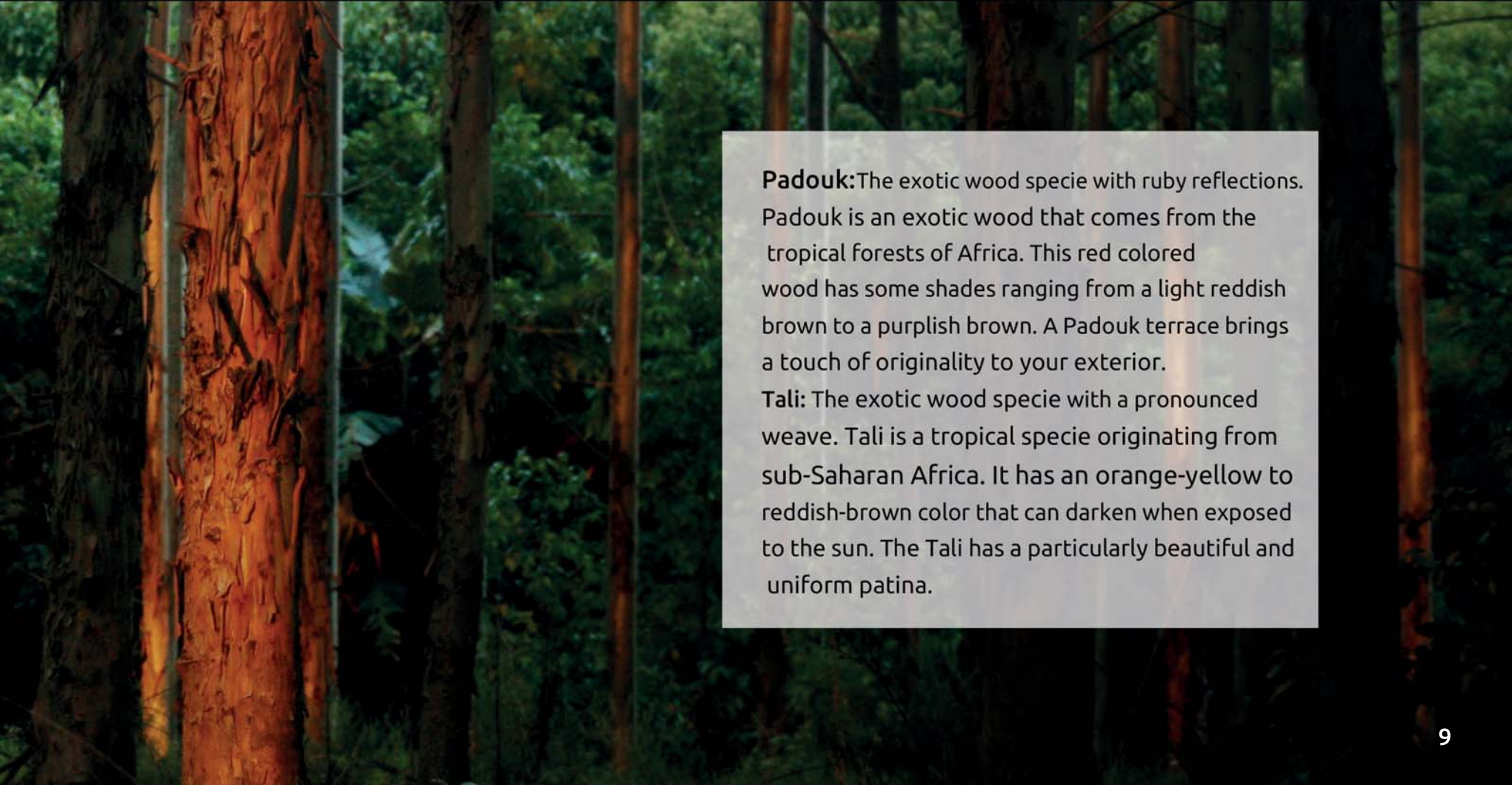
Wood



The selected woods for the Trendy Deck Floor modules are of exceptional durability, stability and density and each of the essences has its own character such as Ipé, Tali, Padouk... The choice of wood depends on the desired effect and shade.

Ipe : The exotic wood specie with a harmonious decor. Ipe comes from the tropical forests of South America. Ipe wood is an essence with a fairly dense grain and almost invisible veining. This wood has little color variation, its brown color remains harmonious.

species



Padouk: The exotic wood specie with ruby reflections. Padouk is an exotic wood that comes from the tropical forests of Africa. This red colored wood has some shades ranging from a light reddish brown to a purplish brown. A Padouk terrace brings a touch of originality to your exterior.

Tali: The exotic wood specie with a pronounced weave. Tali is a tropical specie originating from sub-Saharan Africa. It has an orange-yellow to reddish-brown color that can darken when exposed to the sun. The Tali has a particularly beautiful and uniform patina.

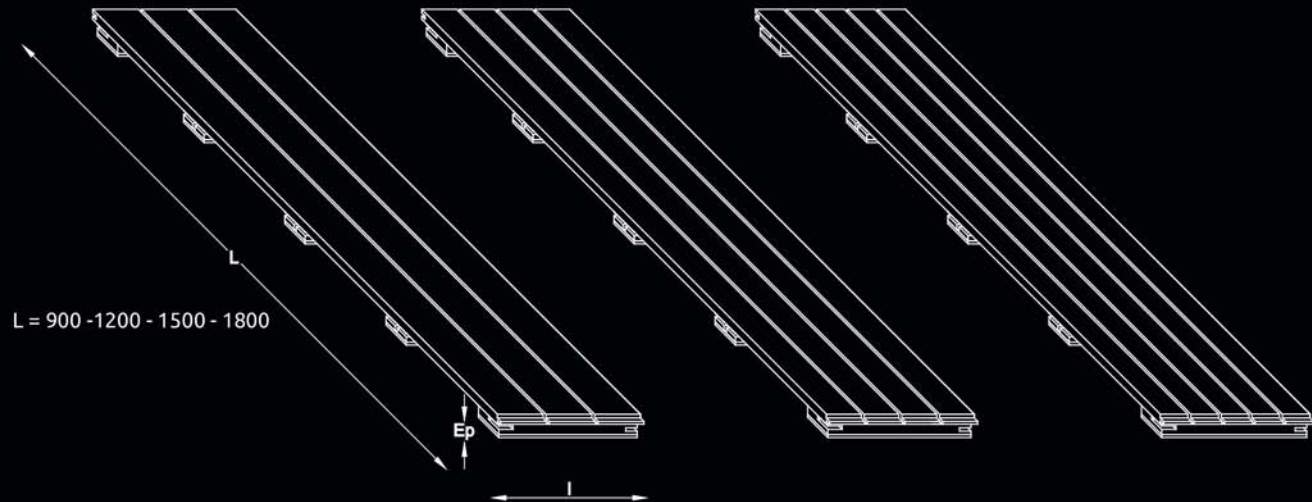
Inspiration with *Trendy Deck Floor*

Let yourself be inspired
by some very successful
combinations.





Formats of *Trendy Deck Floor* modules



Module Type:

Number of decking boards/module

Decking boards width

Leak

Total module width (l)

Module lengths (L)

Decking thickness

Joists thickness

Rubber wedges Thickness

Module Total thickness

M3

3

96

6

306

L

21

23

5

49

M4

4

73

6

316

L

21

23

5

49

M5

5

58

6

320

L

21

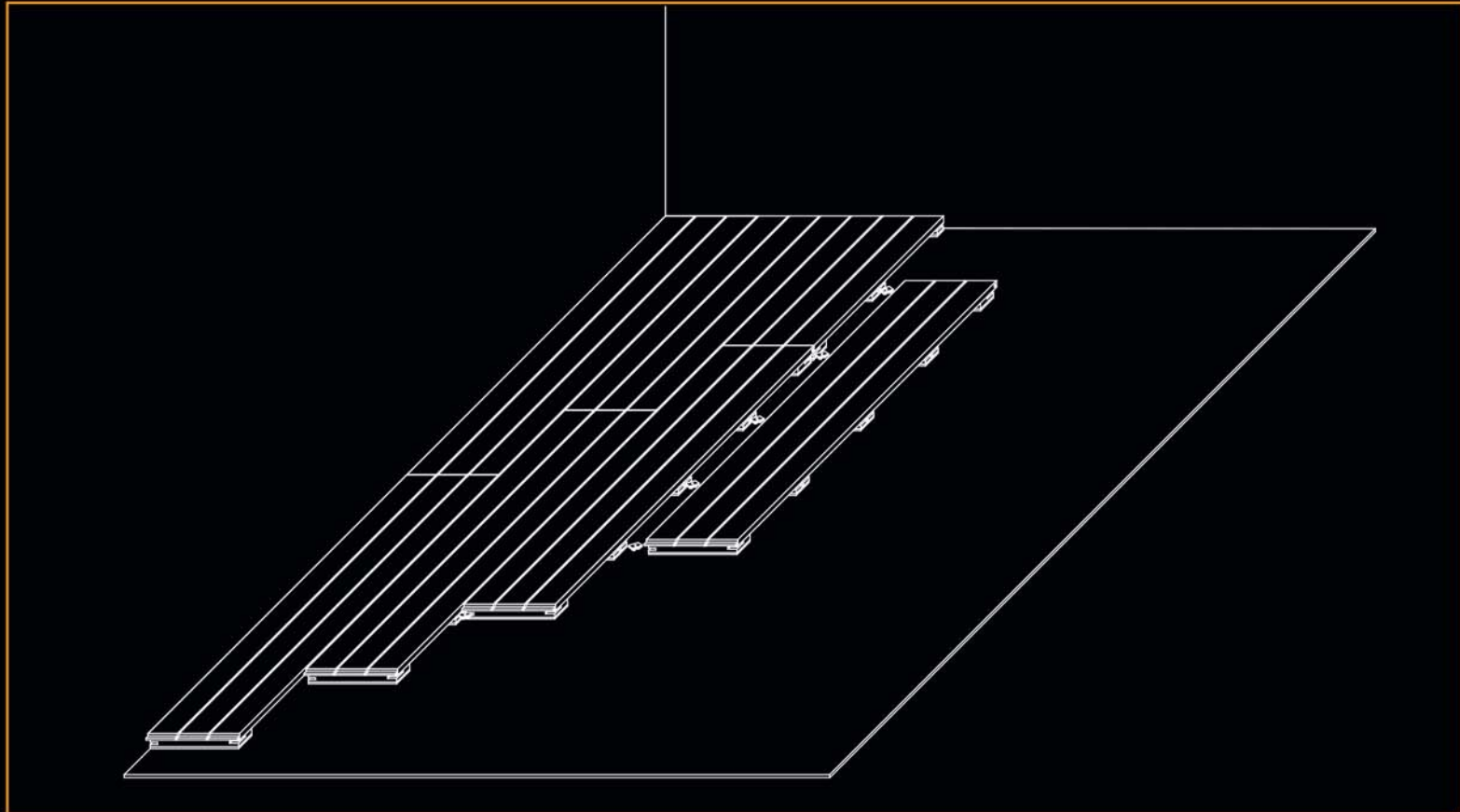
23

5

49

*Dimensions in mm

Illustration of the modules installation



For a more aesthetic look, the *Trendy Dreck Floor* modules are designed to allow an English laying (butt joints staggered between the rows)

Easy maintenance

Trendy Deck Floor modules are produced by naturally durable and rot-proof species wood, they are designed to resist bad weather.

Installed outdoors, the color of your deck will naturally gray over time, you can choose to keep the gray color and no treatment will be necessary, or revive it and restore the wood to its original color and to do this, all you need is to brush your terrace, use a sore/degreaser for stubborn stains and apply a coat of saturator to keep the color and delay oxidation of the wood surface.





Trendy Deck Floor

by **TechnoBat** Prod



www.trendy-deck-floor.com



TechnoBat Prod

Adress : Avenue Fattouma Bourguiba,
Murano Center - Soukra 2036 Ariana - Tunisia

☎ : +216 99 08 02 85 @ : contact@trendy-deck-floor.com